

REPORT No. : INPREPORT202512130020



Inspection Report

InspectionProject: SIZE/PMI/PICKING
检验项目

Inspection requested by: XAQ
检验方

**Client: HEBEI ABTER STEEL
PIPE CO., LTD**

Inspectionperformedon检验日期: 2025-12-13

1. Order information

| Item | Description | Dimension | Material | QO(QTY) | Insp(QTY) | Heat No. | Standard |
|--------------|---------------------------|---------------|----------|------------|-----------|--------------|-----------|
| 1 | SMLS STAINLESS STEEL PIPE | 3/4" SCH10 | TP304L | 35 | 4 | NY250919AS02 | ASME A312 |
| 2 | SMLS STAINLESS STEEL PIPE | 1. 1/2" SCH10 | TP304L | 15 | 2 | NY250919AS02 | ASME A312 |
| 3 | SMLS STAINLESS STEEL PIPE | 1/4" SCH40 | TP304L | 15 | 2 | NY250919AS02 | ASME A312 |
| 4 | SMLS STAINLESS STEEL PIPE | 1/2" SCH40 | TP304L | 40 | 4 | NY250919AS02 | ASME A312 |
| 5 | SMLS STAINLESS STEEL PIPE | 1. 1/2" SCH40 | TP304L | 60 | 5 | NY250919AS02 | ASME A312 |
| 6 | SMLS STAINLESS STEEL PIPE | 2" SCH40 | TP304L | 25 | 3 | NY251102AS06 | ASME A312 |
| 7 | SMLS STAINLESS STEEL PIPE | 4" SCH40 | TP304L | 10 | 1 | NY251003AS01 | ASME A312 |
| 8 | SMLS STAINLESS STEEL PIPE | 2. 1/2" SCH80 | TP304L | 5 | 1 | NY251102AS06 | ASME A312 |
| 9 | SMLS STAINLESS STEEL PIPE | 3" SCH80 | TP304L | 10 | 1 | NY251102AS06 | ASME A312 |
| 10 | SMLS STAINLESS STEEL PIPE | 4" SCH80 | TP304L | 5 | 1 | NY251003AS01 | ASME A312 |
| 11 | SMLS STAINLESS STEEL PIPE | 3/8" SCH10 | TP316L | 50 | 5 | NY250915AV03 | ASME A312 |
| 12 | SMLS STAINLESS STEEL PIPE | 2. 1/2" SCH10 | TP316L | 10 | 1 | NY251020AV12 | ASME A312 |
| 13 | SMLS STAINLESS STEEL PIPE | 1/4" SCH40 | TP316L | 50 | 5 | NY250915AV03 | ASME A312 |
| 14 | SMLS STAINLESS STEEL PIPE | 1" SCH40 | TP316L | 20 | 2 | NY250915AV03 | ASME A312 |
| 15 | SMLS STAINLESS STEEL PIPE | 2" SCH40 | TP316L | 65 | 7 | NY251020AV12 | ASME A312 |
| 16 | SMLS STAINLESS STEEL PIPE | 6" SCH40 | TP316L | 5 | 1 | NY251007AV08 | ASME A312 |
| 17 | SMLS STAINLESS STEEL PIPE | 14" SCH40 | TP316L | 1 | 1 | NY251007AV08 | ASME A312 |
| 18 | SMLS STAINLESS STEEL PIPE | 3/4" SCH80 | TP316L | 20 | 2 | NY250915AV03 | ASME A312 |
| 19 | SMLS STAINLESS STEEL PIPE | 4" SCH80 | TP316L | 10 | 1 | NY251007AV08 | ASME A312 |
| 20 | SMLS SANITARY STEEL TUBE | 1/2"*1. 65 | 304L | 20 | 2 | NY250912AS16 | ASTM A270 |
| 21 | SMLS SANITARY STEEL TUBE | 2"*1. 6 | 316L | 100 | 10 | NY251010AV11 | ASTM A270 |
| 22 | SMLS SANITARY STEEL TUBE | 3"*1. 6 | 316L | 20 | 2 | NY251010AV11 | ASTM A270 |
| 23 | SMLS SANITARY STEEL TUBE | 1. 1/4"*1. 6 | 316L | 30 | 3 | NY251010AV11 | ASTM A270 |
| total | | | | 621 | 66 | | |

Inspection scope was as below 检验范围如下:


1. Visual inspection at 10% 30%, 100% randomly (目视检查)
2. Dimension check at 10%, 30%, 100% randomly (尺寸检查)
3. PMI at 10%, 30%, 100% randomly (PMI检查)
4. PT at 10%, 30%, 100% randomly (PT检查)
5. RT at 10%, 30%, 100% randomly (RT检查)
6. Document review (文件检查):

MTC ITP WPS/PQR Packing list Marking certificate Measuring Standard

7. Witness the experiment 见证实验:

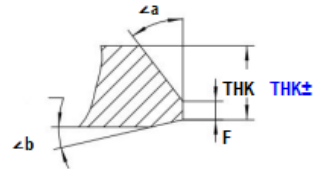
- RT Test
 UT Test
 PT Test
 PMI试验
 Hardness Test 硬度测试
 Corrosion Test 晶间腐蚀
 Mechanical Properties test 机械性能,
 Hydrostatic test 水压试验

2. Dimensional inspection

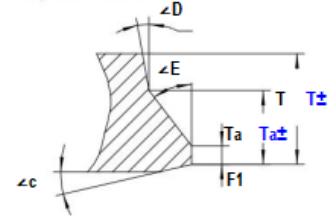


(a) Plain Bevel


Units:MM



(b) Compound Bevel

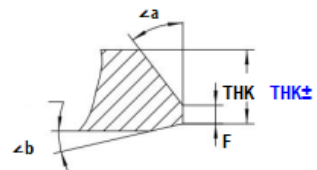


| PO item:1 | OD | THK | L |
|-----------|-------------------|--------------|------|
| Request | 26.7 (+1.6,-0.76) | 2.11 (±0.26) | 6000 |
| Actual 1 | 27.0 | 2.3 | 6005 |
| Actual 2 | 26.8 | 2.4 | 6006 |
| Actual 3 | 27.0 | 2.3 | 6004 |
| Actual 4 | 27.0 | 2.3 | 6005 |

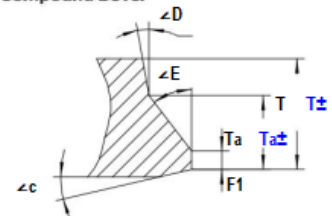


(a) Plain Bevel


Units:MM



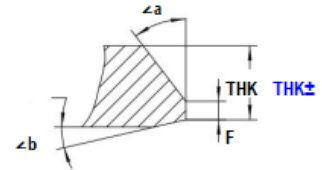
(b) Compound Bevel



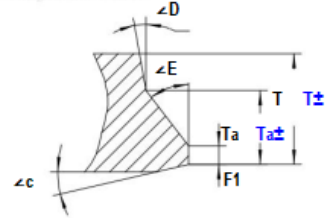
| PO item:10 | OD | THK | L |
|------------|--------------|--------------|------|
| Request | 114.3 (±1.6) | 8.56 (±1.07) | 6000 |
| Actual 1 | 114.2 | 8.2 | 6004 |



(a) Plain Bevel




(b) Compound Bevel

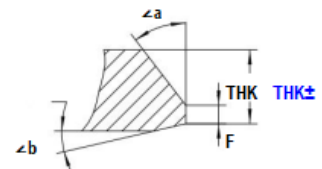


Units:MM

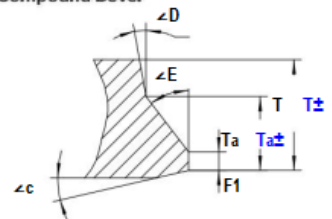
| PO item:11 | OD | THK | L |
|------------|-------------------|--------------|------|
| Request | 17.1 (+1.6,-0.76) | 1.65 (±0.21) | 6000 |
| Actual 1 | 17.2 | 1.9 | 6004 |
| Actual 2 | 17.0 | 1.8 | 6006 |
| Actual 3 | 17.0 | 1.8 | 6006 |
| Actual 4 | 17.2 | 1.8 | 6004 |
| Actual 5 | 17.0 | 1.9 | 6006 |



(a) Plain Bevel




(b) Compound Bevel



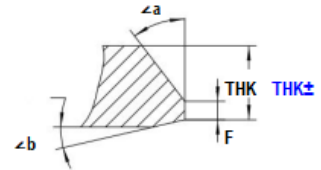
Units:MM

| PO item:12 | OD | THK | L |
|------------|-------------------|--------------|------|
| Request | 73.0 (+1.6,-0.76) | 3.05 (±0.38) | 6000 |
| Actual 1 | 73.2 | 3.0 | 6004 |

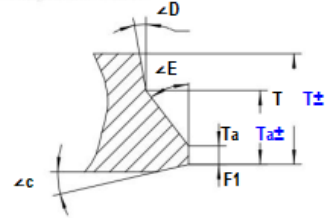


(a) Plain Bevel


Units:MM



(b) Compound Bevel

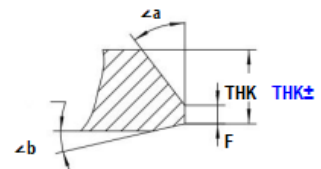


| PO item:13 | OD | THK | L |
|------------|------------------|--------------|------|
| Request | 13.7 (+1.6,-0.7) | 2.24 (±0.28) | 6000 |
| Actual 1 | 13.8 | 2.2 | 6006 |
| Actual 2 | 14.0 | 2.2 | 6006 |
| Actual 3 | 14.0 | 2.2 | 6004 |
| Actual 4 | 14.0 | 2.2 | 6004 |
| Actual 5 | 13.8 | 2.2 | 6006 |

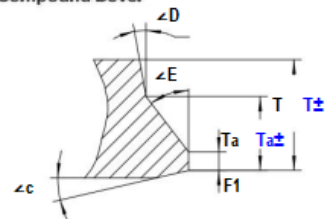


(a) Plain Bevel


Units:MM



(b) Compound Bevel

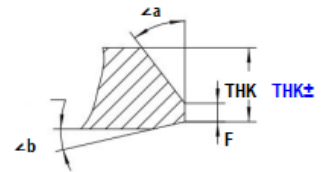


| PO item:14 | OD | THK | L |
|------------|-------------------|--------------|------|
| Request | 33.4 (+1.6,-0.76) | 3.38 (±0.42) | 6000 |
| Actual 1 | 34.0 | 3.6 | 6006 |
| Actual 2 | 33.8 | 3.5 | 6005 |

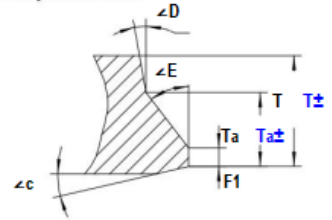


(a) Plain Bevel


Units:MM



(b) Compound Bevel

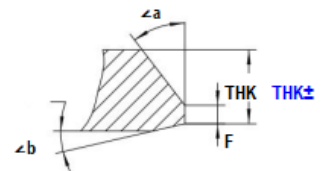


| PO item:15 | OD | THK | L |
|------------|-------------------|--------------|------|
| Request | 60.3 (+1.6,-0.76) | 3.91 (±0.49) | 6000 |
| Actual 1 | 60.2 | 4.0 | 6006 |
| Actual 2 | 60.0 | 4.1 | 6004 |
| Actual 3 | 60.0 | 4.0 | 6005 |
| Actual 4 | 60.2 | 3.9 | 6006 |
| Actual 5 | 60.4 | 4.0 | 6005 |
| Actual 6 | 60.2 | 4.0 | 6006 |
| Actual 7 | 60.2 | 4.2 | 6005 |

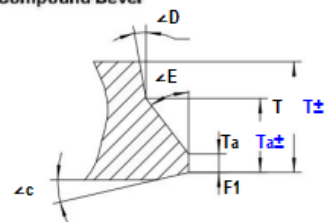


(a) Plain Bevel


Units:MM



(b) Compound Bevel

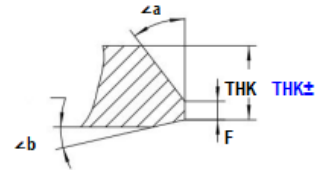


| PO item:16 | OD | THK | L |
|------------|-------------------|--------------|------|
| Request | 168.3 (+2.4,-1.6) | 7.11 (±0.89) | 6000 |
| Actual 1 | 168.2 | 7.0 | 6005 |

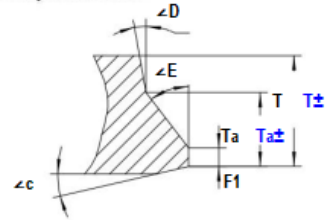


(a) Plain Bevel


Units:MM



(b) Compound Bevel

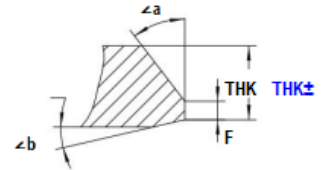


| PO item:17 | OD | THK | L |
|------------|-------------------|----------------------|------|
| Request | 355.6 (+4.0,-3.2) | 11.13 (± 1.39) | 6000 |
| Actual 1 | 356.0 | 10.3 | 6006 |
| Actual 2 | 355.8 | 10.5 | 6006 |

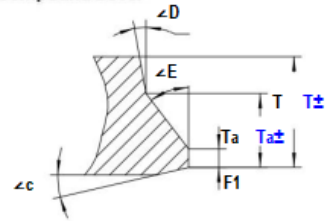


(a) Plain Bevel


Units:MM



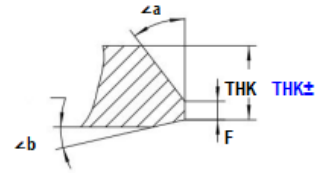
(b) Compound Bevel



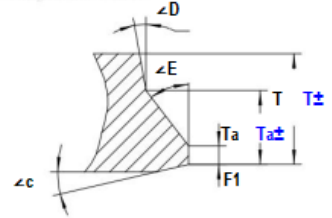
| PO item:18 | OD | THK | L |
|------------|-------------------|---------------------|------|
| Request | 26.7 (+1.6,-0.76) | 3.91 (± 0.49) | 6000 |
| Actual 1 | 27.0 | 3.9 | 6004 |
| Actual 2 | 26.8 | 4.0 | 6006 |



(a) Plain Bevel




(b) Compound Bevel

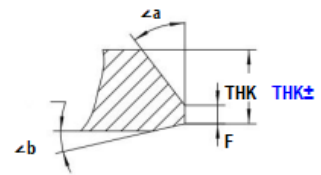


Units:MM

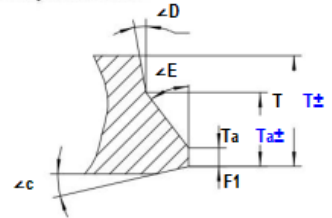
| PO item:19 | OD | THK | L |
|------------|---------------------|---------------------|------|
| Request | 114.3 (± 1.6) | 8.56 (± 1.07) | 6000 |
| Actual 1 | 114.2 | 8.6 | 6004 |



(a) Plain Bevel




(b) Compound Bevel



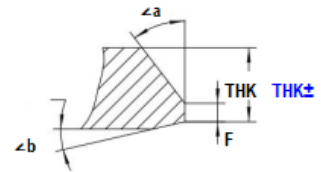
Units:MM

| PO item:2 | OD | THK | L |
|-----------|-------------------|---------------------|------|
| Request | 48.3 (+1.6,-0.76) | 2.77 (± 0.35) | 6000 |
| Actual 1 | 48.2 | 2.7 | 6005 |
| Actual 2 | 48.0 | 2.6 | 6006 |

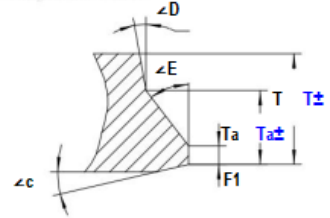


(a) Plain Bevel


Units:MM



(b) Compound Bevel

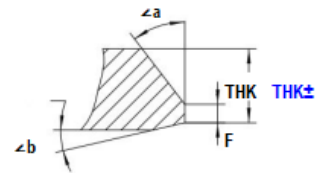


| PO item:20 | OD | THK | L |
|------------|-------------------|---------------------|------|
| Request | 12.7 (+1.7,-0.76) | 1.65 (± 0.21) | 6000 |
| Actual 1 | 13.0 | 1.6 | 6008 |
| Actual 2 | 12.8 | 1.6 | 6006 |

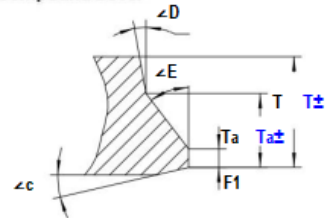


(a) Plain Bevel


Units:MM



(b) Compound Bevel

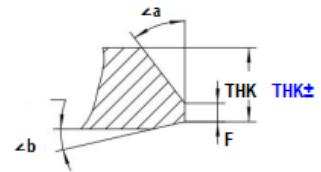


| PO item:21 | OD | THK | L |
|------------|-------------------|--------------------|------|
| Request | 50.8 (+1.6,-0.76) | 1.6 (± 0.20) | 6000 |
| Actual 1 | 51.0 | 1.7 | 6008 |
| Actual 2 | 50.8 | 1.6 | 6006 |
| Actual 3 | 51.0 | 1.6 | 6008 |
| Actual 4 | 51.0 | 1.6 | 6009 |
| Actual 5 | 50.8 | 1.7 | 6008 |
| Actual 6 | 50.8 | 1.7 | 6006 |
| Actual 7 | 51.0 | 1.7 | 6008 |
| Actual 8 | 51.0 | 1.7 | 6009 |
| Actual 9 | 51.0 | 1.6 | 6008 |
| Actual 10 | 51.0 | 1.6 | 6008 |

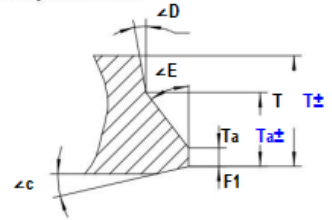


(a) Plain Bevel


Units:MM



(b) Compound Bevel

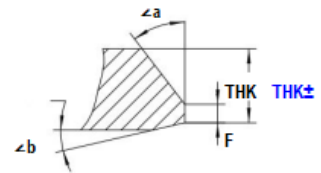


| PO item:22 | OD | THK | L |
|------------|-------------------|--------------------|------|
| Request | 76.2 (+1.6,-0.76) | 1.6 (± 0.20) | 6000 |
| Actual 1 | 76.0 | 1.6 | 6008 |
| Actual 2 | 76.2 | 1.6 | 6008 |

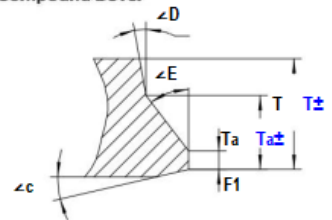


(a) Plain Bevel


Units:MM



(b) Compound Bevel

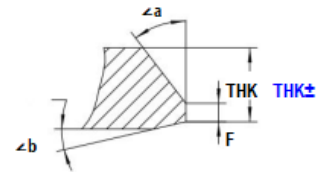


| PO item:23 | OD | THK | L |
|------------|--------------------|--------------------|------|
| Request | 31.75 (+1.6,-0.76) | 1.6 (± 0.20) | 6000 |
| Actual 1 | 32.0 | 1.6 | 6006 |
| Actual 2 | 32.0 | 1.6 | 6004 |
| Actual 3 | 31.8 | | 6006 |

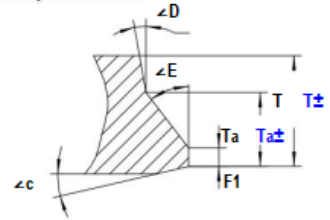


(a) Plain Bevel


Units:MM



(b) Compound Bevel

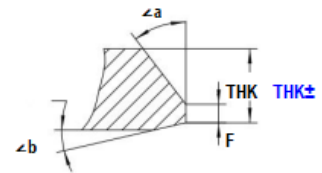


| PO item:3 | OD | THK | L |
|-----------|------|---------------------|------|
| Request | 13.7 | 2.24 (± 0.28) | 6000 |
| Actual 1 | 14.0 | 2.1 | 6005 |
| Actual 2 | 13.8 | 2.2 | 6006 |

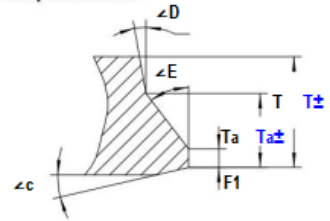


(a) Plain Bevel


Units:MM



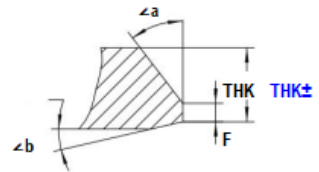
(b) Compound Bevel



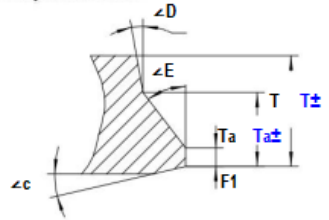
| PO item:4 | OD | THK | L |
|-----------|-------------------|---------------------|------|
| Request | 21.3 (+1.6,-0.76) | 2.77 (± 0.35) | 6000 |
| Actual 1 | 21.2 | 2.7 | 6004 |
| Actual 2 | 21.0 | 2.8 | 6006 |
| Actual 3 | 21.2 | 2.7 | 6004 |
| Actual 4 | 21.0 | 2.7 | 6004 |



(a) Plain Bevel




(b) Compound Bevel

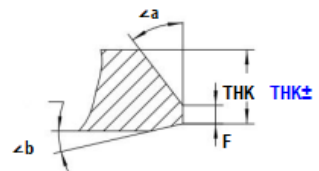


Units:MM

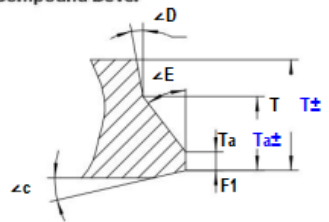
| PO item:5 | OD | THK | L |
|-----------|-------------------|--------------|------|
| Request | 48.3 (+1.6,-0.76) | 3.68 (±0.46) | 6000 |
| Actual 1 | 48.2 | 3.8 | 6004 |
| Actual 2 | 40.0 | 3.8 | 6006 |
| Actual 3 | 48.2 | 3.7 | 6004 |
| Actual 4 | 48.0 | 3.9 | 6005 |
| Actual 5 | 48.0 | 3.8 | 6004 |



(a) Plain Bevel




(b) Compound Bevel

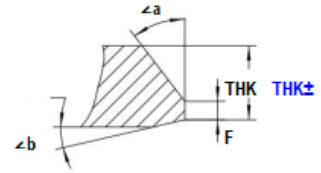


Units:MM

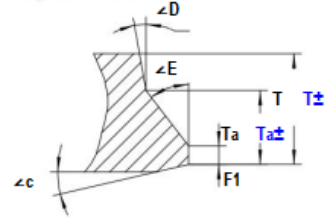
| PO item:6 | OD | THK | L |
|-----------|-------------------|--------------|------|
| Request | 60.3 (+1.6,-0.76) | 3.91 (±0.49) | 6000 |
| Actual 1 | 60.2 | 3.9 | 6004 |
| Actual 2 | 60.0 | 4.0 | 6006 |
| Actual 3 | 60.2 | 3.9 | 6006 |



(a) Plain Bevel




(b) Compound Bevel

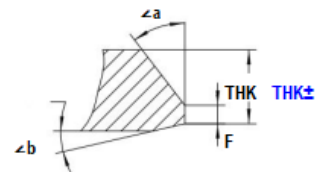


Units:MM

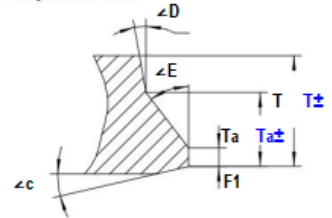
| PO item:7 | OD | THK | L |
|-----------|--------------|--------------|------|
| Request | 114.3 (±1.6) | 6.02 (±0.75) | 6000 |
| Actual 1 | 114.2 | 6.0 | 6006 |



(a) Plain Bevel




(b) Compound Bevel



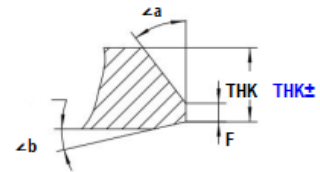
Units:MM

| PO item:8 | OD | THK | L |
|-----------|-------------------|--------------|------|
| Request | 73.0 (+1.6,-0.76) | 7.01 (±0.88) | 6000 |
| Actual 1 | 70.2 | 7.0 | 6006 |

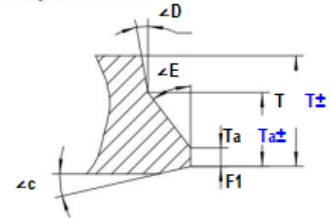
Units:MM



(a) Plain Bevel



(b) Compound Bevel



| PO item:9 | OD | THK | L |
|-----------|-------------|--------------|------|
| Request | 88.9 (±1.6) | 7.62 (±0.95) | 6000 |
| Actual 1 | 89.0 | 7.2 | |

3. Material inspection

Material inspection standard of ASTM A370/370M ,Data sourcespectral detection. The spectral model is BRUKER

0

| Material | Heat | Mn ≤2.0 | Ni 8.00-12.00 | Cr 17.00-19.00 |
|----------|--------------|------------|------------------|-------------------|
| TP304L | NY250919AS02 | 1.142 | 8.070 | 18.062 |
| TP304L | NY251102AS06 | 0.902 | 8.097 | 18.198 |
| TP304L | NY251003AS01 | 1.476 | 8.047 | 18.126 |

| Material | Heat | Mn ≤2.00 | Ni 10.00-14.00 | Cr 16.00-18.00 | Mo 2.00-3.00 |
|----------|--------------|-------------|-------------------|-------------------|-----------------|
| TP316L | NY250915AV03 | 1.204 | 10.056 | 16.099 | 2.112 |
| TP316L | NY251020AV12 | 0.875 | 10.184 | 16.508 | 2.141 |
| TP316L | NY251007AV08 | 0.931 | 10.121 | 16.546 | 2.135 |

| Material | Heat | Mn ≤2.0 | Ni 8.00-12.00 | Cr 17.00-19.00 |
|----------|--------------|------------|------------------|-------------------|
| 304L | NY250912AS16 | 10.79 | 8.235 | 18.020 |

| Material | Heat | Mn ≤2.00 | Ni 10.00-14.00 | Cr 16.00-18.00 | Mo 2.00-3.00 |
|----------|--------------|-------------|-------------------|-------------------|-----------------|
| 316L | NY251010AV11 | 0.986 | 10.282 | 16.235 | 2.086 |

4. PMI test

We further tested the pipe fitting materials: the PMI test required by was qualified

| PO.1 item | PO.2 item | PO.3 item |
|-----------|-----------|-----------|
|-----------|-----------|-----------|



PO.5 item



PO.6 item



PO.7 item



PO.8 item



PO.10 item



PO.11 item




PO.21 item



PO.22 item



PO.23 item




PO.4 item


















PO.15 item









PO.16 item









5.ProductMarkingPhoto

| | | |
|--|---|--|
| <p>PO.1 item</p>  | <p>PO.2 item</p>  | <p>PO.3 item</p>  |
| <p>PO.4 item</p>  | <p>PO.5 item</p>  | <p>PO.6 item</p>  |
| <p>PO.7 item</p>  | <p>PO.9 item</p>  | <p>PO.10 item</p>  |
| <p>PO.11 item</p>  | <p>PO.12 item</p>  | <p>PO.13 item</p>  |
| <p>PO.14 item</p>  | <p>PO.15 item</p>  | <p>PO.16 item</p>  |

| | | |
|--|---|--|
| <p style="text-align: center;">PO.18 item</p>  | <p style="text-align: center;">PO.19 item</p>  | <p style="text-align: center;">PO.20 item</p>  |
| <p style="text-align: center;">PO.21 item</p>  | <p style="text-align: center;">PO.22 item</p>  | <p style="text-align: center;">PO.21 item</p>  |

6. Dimensional inspection photo


| | | |
|---|--|---|
| <p style="text-align: center;">PO.1 item</p>  | <p style="text-align: center;">PO.1 item</p>  | <p style="text-align: center;">PO.2 item</p>  |
| <p style="text-align: center;">PO.2 item</p>  | <p style="text-align: center;">PO.3 item</p>  | <p style="text-align: center;">PO.3 item</p>  |
| <p style="text-align: center;">PO.4 item</p> | <p style="text-align: center;">PO.4 item</p> | <p style="text-align: center;">PO.5 item</p> |



PO.5 item




PO.6 item




PO.7 item



PO.7 item



PO.8 item



PO8 item



PO.18 item




PO.9 item



PO.9 item



PO.11 item



PO.11 item



PO.21 item



8.Result

| Item | Description | Dimension | Material | PO(QTY) | Insp(QTY) | Heat No. | Standard | Remark |
|-------|---------------------------|---------------|----------|---------|-----------|---------------|-----------|--------|
| 1 | SMLS STAINLESS STEEL PIPE | 3/4" SCH10 | TP304L | 35 | 4 | NY250919ASO 2 | ASME A312 | Accept |
| 2 | SMLS STAINLESS STEEL PIPE | 1. 1/2" SCH10 | TP304L | 15 | 2 | NY250919ASO 2 | ASME A312 | Accept |
| 3 | SMLS STAINLESS STEEL PIPE | 1/4" SCH40 | TP304L | 15 | 2 | NY250919ASO 2 | ASME A312 | Accept |
| 4 | SMLS STAINLESS STEEL PIPE | 1/2" SCH40 | TP304L | 40 | 4 | NY250919ASO 2 | ASME A312 | Accept |
| 5 | SMLS STAINLESS STEEL PIPE | 1. 1/2" SCH40 | TP304L | 60 | 5 | NY250919ASO 2 | ASME A312 | Accept |
| 6 | SMLS STAINLESS STEEL PIPE | 2" SCH40 | TP304L | 25 | 3 | NY251102ASO 6 | ASME A312 | Accept |
| 7 | SMLS STAINLESS STEEL PIPE | 4" SCH40 | TP304L | 10 | 1 | NY251003ASO 1 | ASME A312 | Accept |
| 8 | SMLS STAINLESS STEEL PIPE | 2. 1/2" SCH80 | TP304L | 5 | 1 | NY251102ASO 6 | ASME A312 | Accept |
| 9 | SMLS STAINLESS STEEL PIPE | 3" SCH80 | TP304L | 10 | 1 | NY251102ASO 6 | ASME A312 | Accept |
| 10 | SMLS STAINLESS STEEL PIPE | 4" SCH80 | TP304L | 5 | 1 | NY251003ASO 1 | ASME A312 | Accept |
| 11 | SMLS STAINLESS STEEL PIPE | 3/8" SCH10 | TP316L | 50 | 5 | NY250915AVO 3 | ASME A312 | Accept |
| 12 | SMLS STAINLESS STEEL PIPE | 2. 1/2" SCH10 | TP316L | 10 | 1 | NY251020AV1 2 | ASME A312 | Accept |
| 13 | SMLS STAINLESS STEEL PIPE | 1/4" SCH40 | TP316L | 50 | 5 | NY250915AVO 3 | ASME A312 | Accept |
| 14 | SMLS STAINLESS STEEL PIPE | 1" SCH40 | TP316L | 20 | 2 | NY250915AVO 3 | ASME A312 | Accept |
| 15 | SMLS STAINLESS STEEL PIPE | 2" SCH40 | TP316L | 65 | 7 | NY251020AV1 2 | ASME A312 | Accept |
| 16 | SMLS STAINLESS STEEL PIPE | 6" SCH40 | TP316L | 5 | 1 | NY251007AVO 8 | ASME A312 | Accept |
| 17 | SMLS STAINLESS STEEL PIPE | 14" SCH40 | TP316L | 1 | 1 | NY251007AVO 8 | ASME A312 | Accept |
| 18 | SMLS STAINLESS STEEL PIPE | 3/4" SCH80 | TP316L | 20 | 2 | NY250915AVO 3 | ASME A312 | Accept |
| 19 | SMLS STAINLESS STEEL PIPE | 4" SCH80 | TP316L | 10 | 1 | NY251007AVO 8 | ASME A312 | Accept |
| 20 | SMLS SANITARY STEEL TUBE | 1/2"*1. 65 | 304L | 20 | 2 | NY250912AS1 6 | ASTM A270 | Accept |
| 21 | SMLS SANITARY STEEL TUBE | 2"*1. 6 | 316L | 100 | 10 | NY251010AV1 1 | ASTM A270 | Accept |
| 22 | SMLS SANITARY STEEL TUBE | 3"*1. 6 | 316L | 20 | 2 | NY251010AV1 1 | ASTM A270 | Accept |
| 23 | SMLS SANITARY STEEL TUBE | 1. 1/4"*1. 6 | 316L | 30 | 3 | NY251010AV1 1 | ASTM A270 | Accept |
| total | | | | 621 | 66 | | | |

The inspection shall be carried out according to the requirements and relevant standards, and all inspection products shall be randomly selected by the inspector

1. **Visual inspection at 10% randomly**

Inspectors inspected the appearance and identification and found no defects beyond the standard. The identification name, product name standard and material grade, specification/heat number are traceable and comply with relevant standards and customer requirements. See photos for identification details. The appearance and identification inspection results are qualified.

2. **Dimension inspection at 10% randomly**

Major dimensions (outside diameter/length/bevel/thickness) checked, measured and witnessed by factory personnellInspector, no dimension found in standard ASTM A312,ASTM A270 , acceptable.

3. PMI at 10% randomly

The PMI of pipe fittings shall be witnessed by the inspector, and the main alloy content shall meet the relevant standards, and the results shall be qualified.

4. PT at randomly

Penetrant testing of fittings was performed by steel mill personnel in the presence of inspector, manufacturer in accordance with ASTM A312, ASTM A270, no indication of exceeding the relevant standard ASTM A312, ASTM A270, qualified, qualified

The below document was supplied by the factory and reviewed by inspector, the result was acceptable

1. Raw material certificate
2. Heat treatment report
3. PT report
4. MTC as per type 3.1 certificate for the fitting. The details please refer to attachment

The dimension inspection picture is attached

End of this Report.